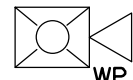


LEGEND:



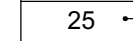
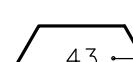
- CONNECT ALL EXIT SIGNS AND BATTERY PACKS IN EMERGENCY LIGHT FIXTURES AHEAD OF ANY LIGHTING CONTROL DEVICE FOR CONTINUOUS OPERATION OF THE BATTERY CHARGER.
- MEANS OF EGRESS ILLUMINATION LEVEL, INCLUDING STAIRWELLS, SHALL NOT BE LESS THAN 1 FOOTCANDLE AT THE WALKING SURFACE AS REQUIRED BY FBC.

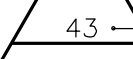
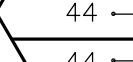
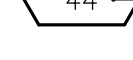
FIRE ALARM SYMBOL  
LEGEND:

 HORN/STROBE WALL MOUNTED WEATHER PROOF, AT 80" AFF TO BOTTOM

 PULL STATION AT 48" AFF TO CENTER

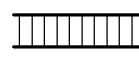
SYMBOL KEY

 OCCUPANCY  
 SQUARE FOOTAGE (SQUARE FEET)  
 OCCUPANT LOAD FACTOR  
 NUMBER OF OCCUPANTS

 STAIR OPENING CLEAR WIDTH  
 MAXIMUM CAPACITY (0.3)  
 ACTUAL CAPACITY

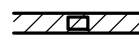
 DIRECTION OF EGRESS AND OCCUPANT LOAD

WALL TYPES:

 CONC. BLOCK W/ STUCCO FINISH EXTERIOR AND 5/8" GYP. BD ON 2X2 P.T FURRING


 NON RATED MTL. STUD PARTITION


 1-HOUR RATED MTL PARTITION

 1-HOUR RATED MTL PARTITION WITH CONC. FILLED STEEL COLUMN (PROVIDE MASTIC COATING ON EXPOSED -NON PROTECTED STRUCTURAL STEEL PLATES & BASE. APPLICATION PER MANUFACTURER SPECIFICATIONS).

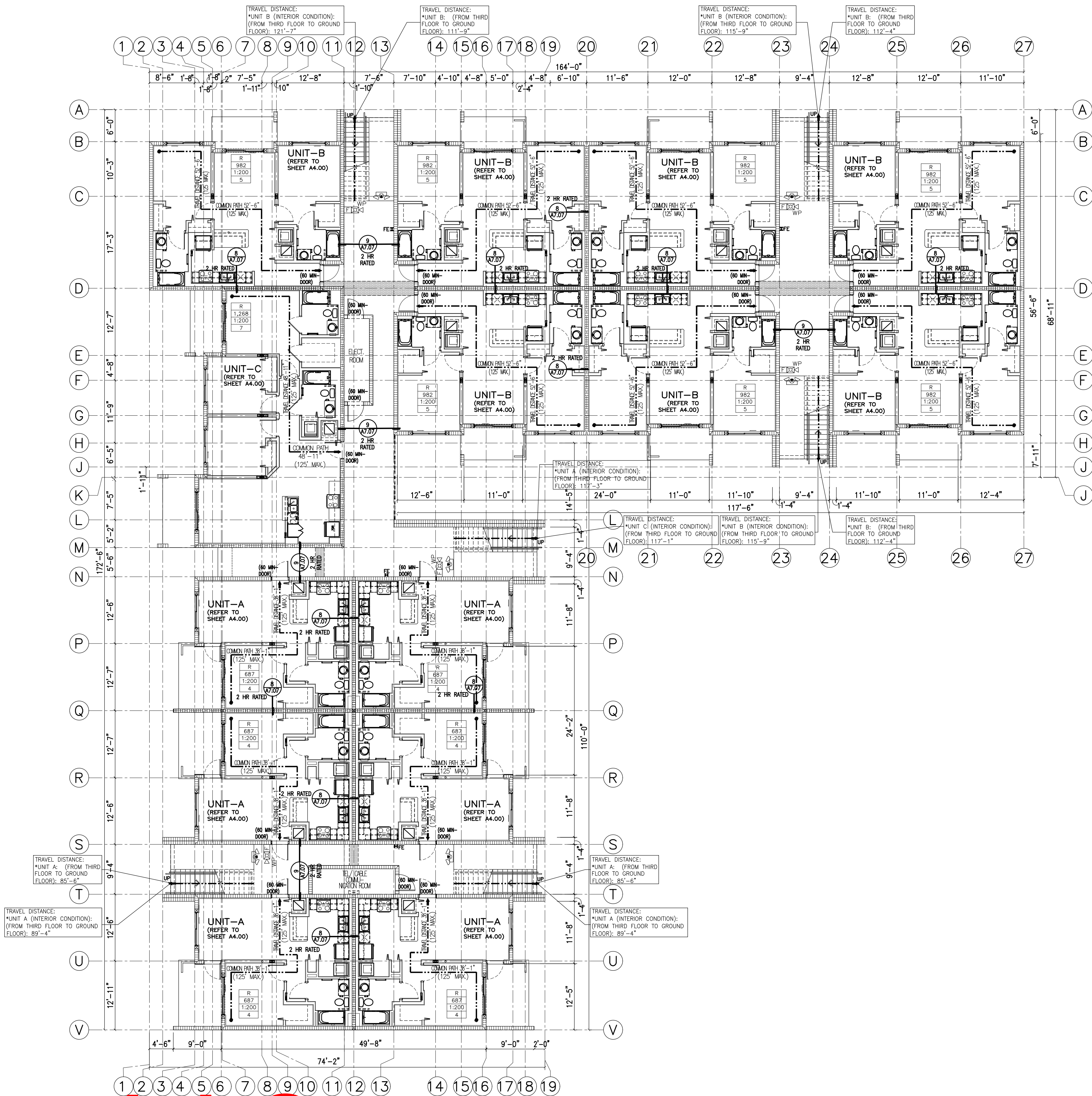
DOOR DESIGNATION  
REFER TO DOOR SCHEDULE

WINDOW DESIGNATION  
REFER TO WINDOW SCHEDULE

 DROP SOFFITS G.W.B. SOFFIT AT 8'-4" (U.O.N) A.F.F. WITHIN UNITS AND 8'-4" (U.O.N) A.F.F. BREZEWAY CORRIDOR, METAL FRAME. REFER TO DETAIL 22/A7.03

 F.E. PROVIDE FIRE EXT. 2A 40BC TYPE (FIRE EXTINGUISHER TO COMPLY W/F.B.C. CHAPTER 36 F.F.P.C. 7.6.3.1 & N.F.P.A 10) MAXIMUM TRAVEL DISTANCE TO A FIRE EXTINGUISHER - 75 FT FOR ORDINARY HAZARD AREAS. FIRE EXTINGUISHERS SHOULD BE MOUNTED MINIMUM 4 INCHES AND MAXIMUM 5FT FROM FLOOR. IF FIRE EXTINGUISHER IS LESS THAN 40LB IN WEIGHT.

ALL INSULATION MATERIALS TO HAVE A FLAME SPREAD INDEX OF NOT MORE THAN 25 AND A SMOKE-DEVELOPED INDEX OF NOT MORE THAN 450. PER FBC 7th EDITION (2020), SECT 719.2



AAC

PZ22-12000008

11/01/2022

GROUND FLOOR PLAN - LIFE SAFETY - BUILDING #4

SCALE: 3/32" = 1'-0"

REVISIONS:

REV.	REV. ISSUE
1	05/10/2022

2203

GATEWAY LUXURY  
APARTMENTS  
LOCATED AT:  
950 N POWERLINE ROAD,  
POMPAHO BEACH FL 33069

BURGOS LANZA & ASSOCIATES  
1286 S. WILSON AVE.  
SUITE 100  
FORT LAUDERDALE, FL 33304  
(760) 554-0930  
ALA 38052598  
WWW.BURGOSLANZA.COM

BURGOS  
LANZA  
ARCHITECTS & PLANNERS  
AA 28001519

Pablo  
Burgos

Digitally signed by Pablo Burgos  
DN: cn=Pablo Burgos, o=Burgos  
Lanza & Assoc., ou=AR95925,  
email=pburgos@burgoslanza.com,  
c=US  
Date: 2022.05.11 17:18:07 -0400

DATE 11/09/21  
DRAWN CR  
PROJECT No. 2203  
SCALE AS-SHOWN

GROUND FLOOR LIFE  
SAFETY BUILDING #4

SCALE: 3/32" = 1'-0"

LS1.41